







# 载荷特性 Load Capacity









工作幅度m Working radius	17	20	23	26	28	30	32	34	36	38	40	42	44	46	48	50
4t-32.8m  t 4	4	4	4	4	4	4	4	3.83	3.58	3.35	3.15	2.96	2.80	2.64	2.50	2.38
8t-17.9m  t 8	7.04	6.0	5.19	4.75	4.38	4.05	3.76	3.51	3.28	3.07	2.89	2.72	2.57	2.43	2.30	

工作幅度m Working radius	17	20	23	26	28	30	32	34	36	38	40	42	44
4t-35.2m  t 4	4	4	4	4	4	4	4	4	3.92	3.68	3.46	3.26	3.08
8t-19.3m  t 8	7.76	6.54	5.67	5.20	4.79	4.44	4.12	3.85	3.60	3.38	3.18	3.00	

工作幅度m Working radius	17	20	23	26	28	30	32	34	36	38
4t-35.2m  t 4	4	4	4	4	4	4	4	4	3.92	3.68
8t-19.3m  t 8	7.76	6.54	5.67	5.20	4.79	4.44	4.12	3.85	3.60	

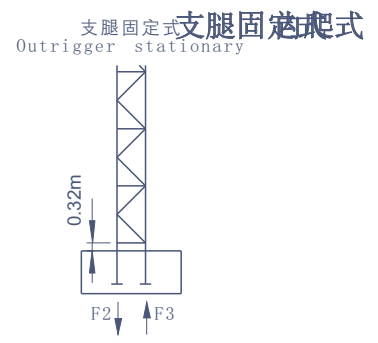
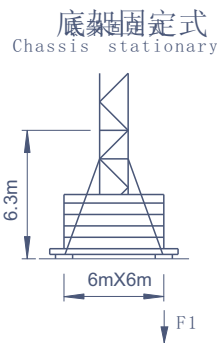
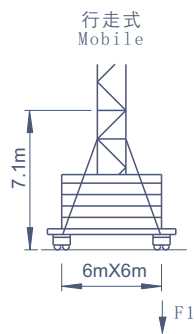
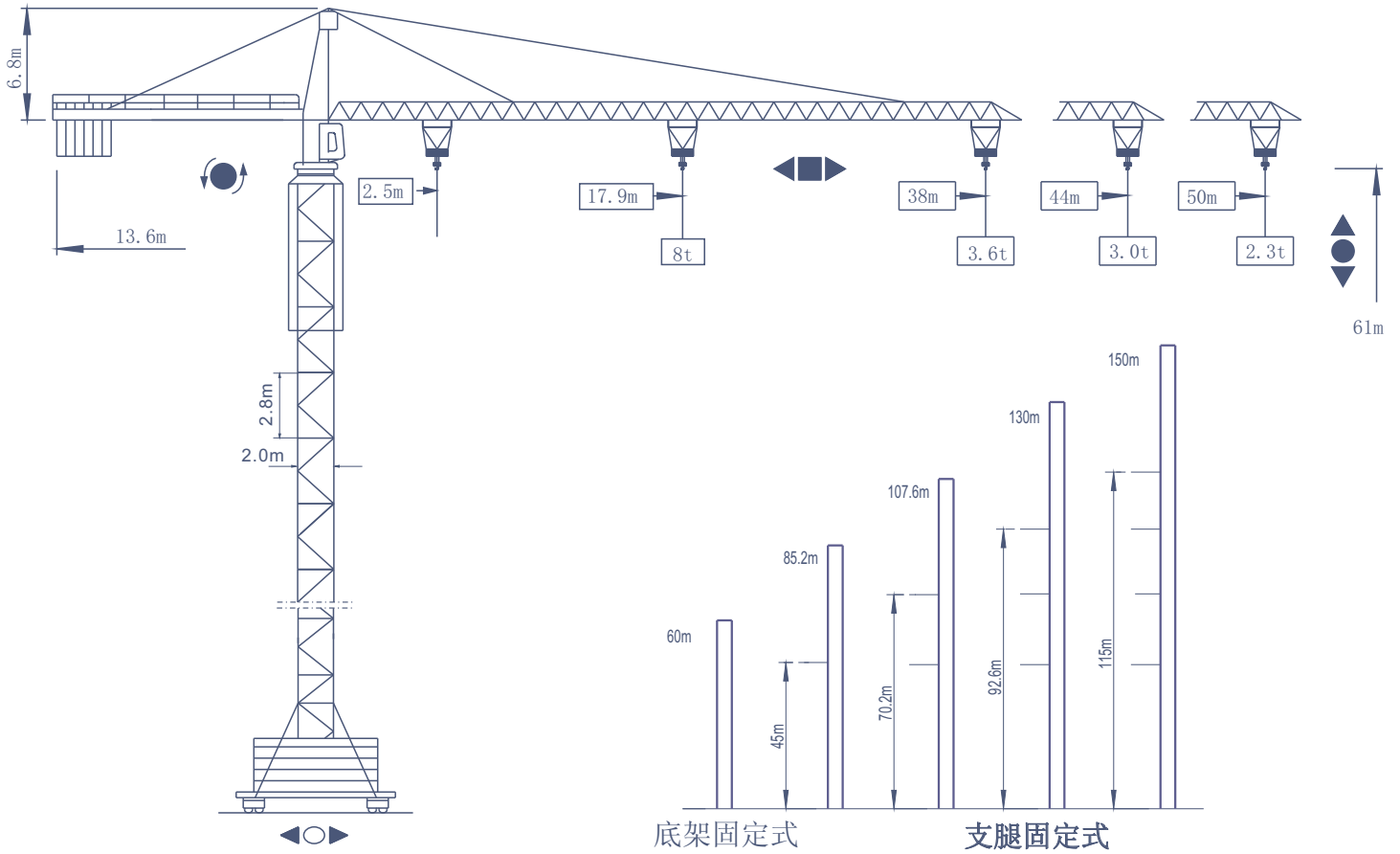
本机可配10t起升机构，载荷特性为：(This machine can be fitted with 10t lifting mechanism, It's load capacity is:)  
 50m臂：2.5-14.7m, Q=10t; 16m, Q=9.11t; 18m, Q=7.86t; 其余同上表Others are as above。  
 44m臂：2.5-15.8m, Q=10t; 17m, Q=9.24t; 18m, Q=8.66t; 其余同上表Others are as above。  
 38m臂：2.5-15.8m, Q=10t; 17m, Q=9.24t; 18m, Q=8.66t; 其余同上表Others are as above。

# 机构特性 Mechanism specification

			kW	
起升Hoisting 	m/min 0~50	0~100	0~25	0~50
	t 4	2	8	4
变幅Trolleying 	m/min	0~55	4.0	
回转Slewing 	r/min	0~0.8	2X4	
行走Travelling 	m/min	0~25	2X5.5	
顶升Climbing 	m/min	0.7	7.5	
供电容量Necessary electric power			60	
电源Main supply			~380V /50Hz	

# TC5023A

**ZOOMLION**



F1	◇ 72t	△ 78
	62t	

F2	◇ 126t	△ 153t	
F3	◇ 88t	△ 121t	53t

F 反力 Reaction	◇ 工作状态 in service	自重 without load and ballast with the longest jib and maximum height
	△ 非工作状态 out of service	