













TC5518A

载荷特性 Load Capacity

工作幅度m Working radius	14	17	20	23	26	29	32	35	38	41	44	47	50	53	55
4t-30.13m  t	4	4	4	4	4	4	3.72	3.33	3.01	2.73	2.50	2.28	2.10	1.94	1.85
8t-16.56m  t	8	7.76	6.42	5.45	4.72	4.13	3.67	3.28	2.96	2.68	2.45	2.23	2.05	1.89	1.8

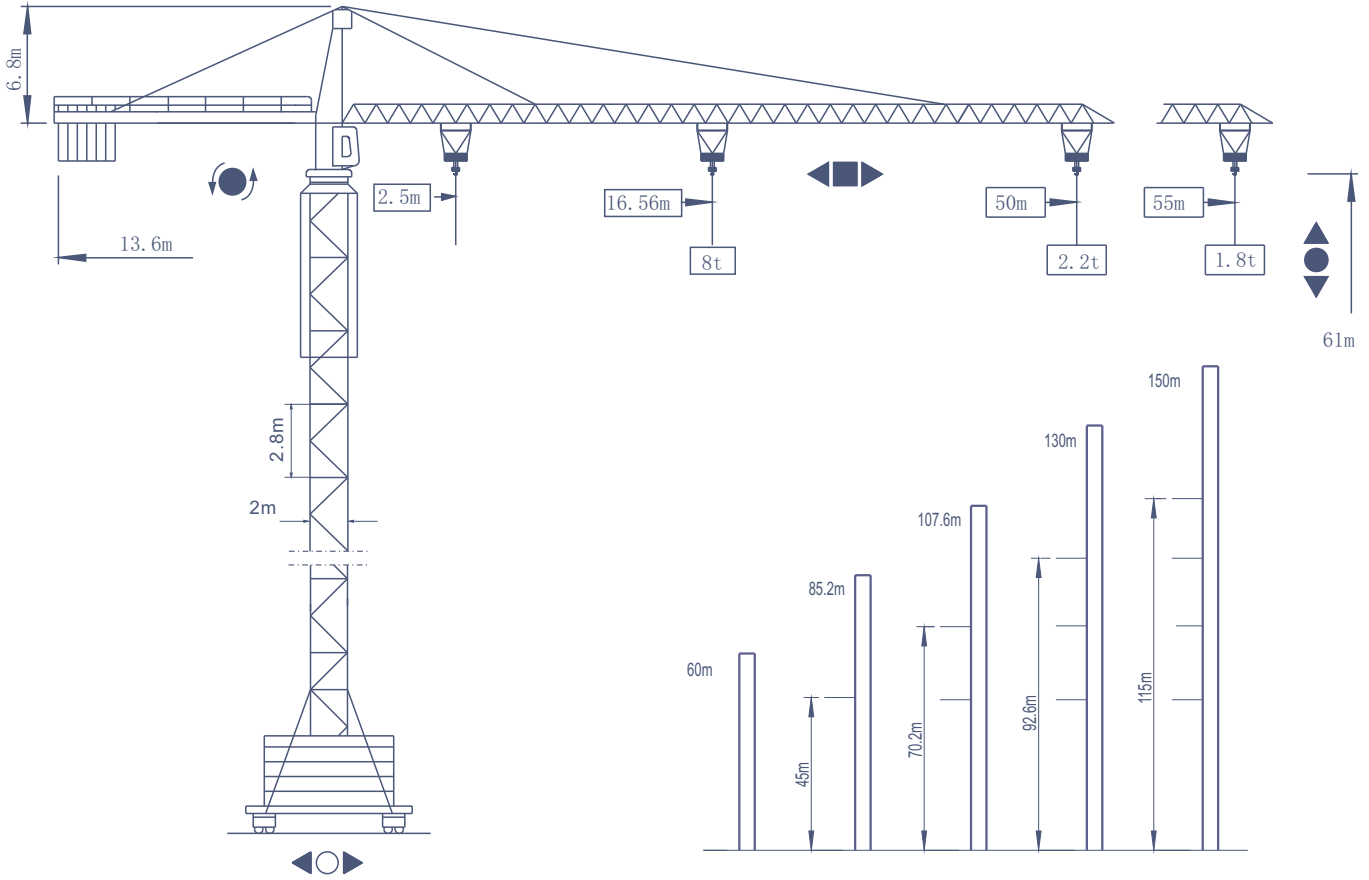
工作幅度m Working radius	14	17	20	23	26	29	32	35	38	41	44	47	50
4t-31.63m  t	4	4	4	4	4	4	3.94	3.53	3.2	2.90	2.66	2.43	2.25
8t-17.36m  t	8	8	6.80	5.77	5	4.38	3.89	3.48	3.15	2.85	2.61	2.39	2.2

机构特性 Mechanism specification

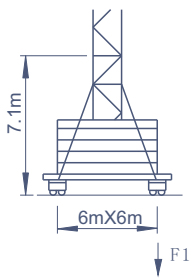
			kW			
起升Hoisting 	m/min 0~50	0~100	0~25	0~50	37	300m
	t 4	2	8	4		
变幅Trolleying 	m/min		0~55		4.0	
回转Slewing 	r/min		0~0.8		2X4.0	
行走Travelling 	m/min		0~25		2X5.5	
顶升Climbing 	m/min		0.7		7.5	
供电容量Necessary electric power					60	
电源Main supply					~380V/50Hz	

TC5518A

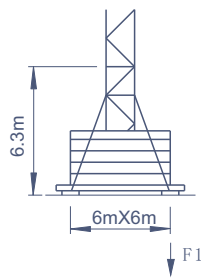
ZOOMLION



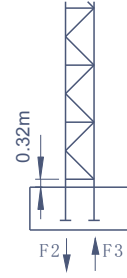
行走式
Mobile



底架固定式
Chassis stationary



支腿固定式
Outrigger stationary



F1	◇ 71t	△ 81
	63t	

F2	◇ 125t	△ 160t	
F3	◇ 87t	△ 126t	54t

F 反力 Reaction	◇ 工作状态 in service	自重 without load and ballast with the longest jib and maximum height
	△ 非工作状态 out of service	